



Job Aid

Manually Lock Forms - Mobile Claims

Issue 1
August 9, 2023

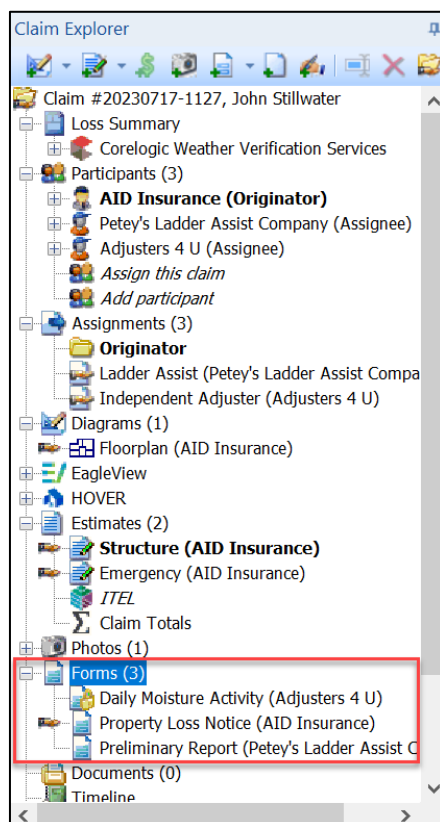
Manually Lock Forms in Mobile Claims

This job aid will guide a User with ownership of a form through the steps to manually lock a form. A user with ownership of a form can be one of the following:

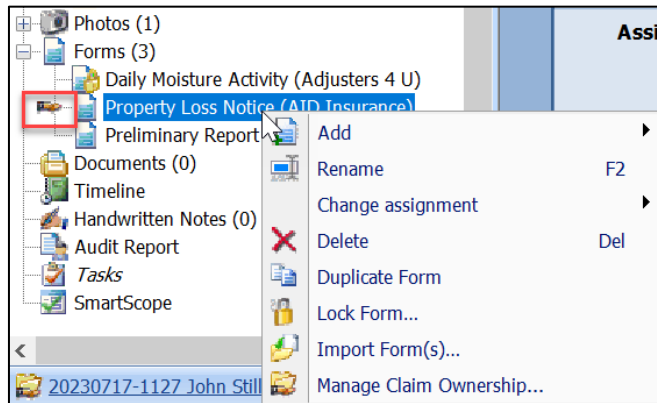
- A participant of the originator assignment
- An assignee that created the form within their assignment
- An assignee that was assigned to a form by the claim originator
- A claim participant that was given 'Write' permissions to the form via the share function from the form owner

Note: This document was created using a demo insurance company with generic settings. Keep in mind that your screens may appear slightly different. Please refer to your specific carrier guidelines for proper claim and estimate settings.

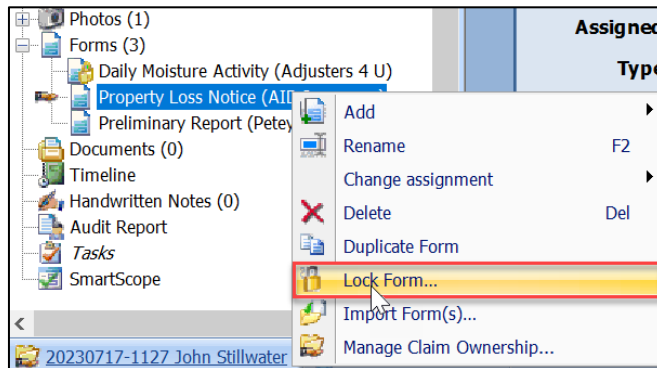
1. Within a claim, navigate down to the **Forms** section of the Claim Explorer.



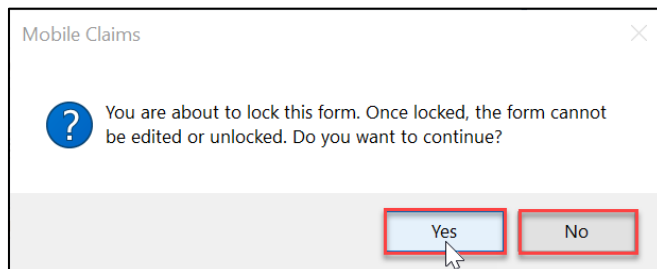
2. Right click on a form that you have ownership of (indicated by the hand next to the form) and that is completed.



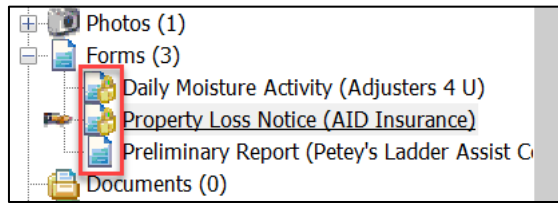
3. Click **Lock Form** from the dropdown menu.



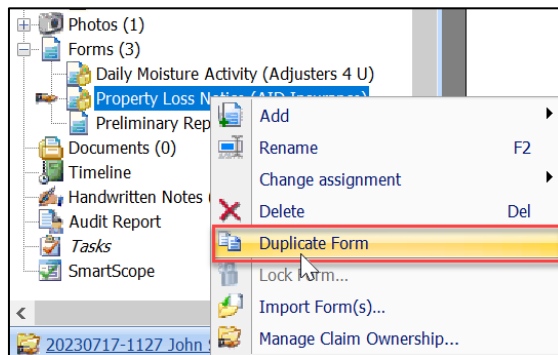
4. A confirmation window will open next. Click **Yes** to proceed with locking the form. Clicking **No** will cancel the process.



- When a Form has been locked, it will display a lock symbol on the form icon in the Claim Explorer.



- As manually locked forms cannot be unlocked or edited, click **Duplicate form** from the dropdown menu to create a duplicate version of the form to open, edit, save and then lock, if desired.





About CoreLogic

CoreLogic is the leading provider of property insights and solutions, promotes a healthy housing market and thriving communities. Through its enhanced property data solutions, services and technologies, CoreLogic enables real estate professionals, financial institutions, insurance carriers, government agencies and other housing market participants to help millions of people find, buy and protect their homes. For more information, please visit corelogic.com.

For additional information, please visit [CoreLogic.com](https://corelogic.com).

© 2023 CoreLogic, Inc. All rights reserved.

CORELOGIC and the CoreLogic logo are trademarks of CoreLogic, Inc. and/or its subsidiaries. All other trademarks are the property of their respective holders.